

V5TEC

倍利科技股份有限公司

股票代號：**7822**



Safe Harbor Notice



This presentation may contain forward-looking statements. All statements, other than statements of historical facts, that address activities, events or developments that V5 Technologies Co., LTD. Expects or anticipates will or may occur in the future (including but not limited to projections, targets, estimates and business plans) are forward-looking statements.

V5's actual results or developments may differ materially from those indicated by these forward-looking statements as a result of various factors and uncertainties, including but not limited to market demand, price fluctuations, competition, change in legal, government policies, financial market conditions, and other risks and factors beyond our control.

This presentation does not undertake any obligation to publicly update any forward-looking statements to reflect events or circumstances after the date on which any such statement is made or to reflect the occurrence of unanticipated events.

01 | **Company Profile**

02 | **Core Technologies and
Future Development**

03 | **Product Strategy**

04 | **Market Strategy**

05 | **Talent Development**

06 | **Performance**



Dr. Kun-Si Lin

Current Positions

V5 Tech. Founder and Chairman
V5 Med Founder and Vice Chairman
URECO Co-Founder and Director
Rafael Micro Founder and Director

Experience

TSMC Senior Vice President and Chief Information Officer
Neo Solar Power Corp. Founder and Chairman,
Rafael Micro Founder and Chairman

Education

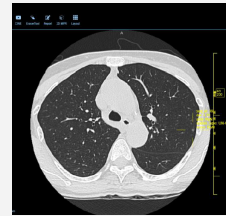
Ph.D., Business Administration,
University of Kentucky, USA
MBA, National Chiao Tung University,
Bachelor, Electronic Engineering,
National Chiao Tung University

Company Profile



Intelligent Semiconductor Manufacturing

2014 Establish in Hsinchu Traffic Safety Control Software	2016 V5 Semi-Auto OM System (OM Upgrade)	2018 V5 Semi AI ADC	2020 V5 Inline AOI	2021 Certified Supplier to a World- Leading Semiconductor Wafer Manufacturer	2024 Launch of 12-inch wafer metal frame optical	2025 OTC Listing
---	--	-------------------------------	------------------------------	--	--	----------------------------

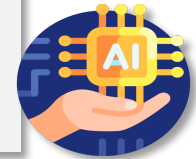


2020 Lung image computer (Lung AI)	2022 TFDA Approval	2023 V5 med Established	2025 U.S.FDA Approval
--	------------------------------	--------------------------------------	---------------------------------

Intelligent Medical & Health Care

V5 Technologies Co., LTD


**Intelligent
Semiconductor
Manufacturing**



93.18%

V5med Inc.

**Intelligent Medical &
Health Care**



Company Overview




Items	Contents
Established	2014
Capital	NT\$455Million
Headcount	247 (as of Mar. 2026)
Business Location	Hsinchu(HQ) 、 Taoyuan 、 Taichung 、 Chiayi (In progress) 、 Tainan 、 Kaohsiung
Production Base	Hsinchu Science Park
Consolidated Revenue	【2025】 NT\$ 2Billion
	【2024】 NT\$ 0.72Billion
	【2023】 NT\$ 0.21Billion
Core Products	①High-end Optical Inspection and Metrology Equipment for Semiconductors (Including AI Software) (~94%) ②AI Optical Inspection and Metrology Software (~ 3%)
Key Application Market	Semiconductor Wafer Foundries, Advanced Packaging Manufacturers, and Memory Manufacturers
Major Sales Regions	Taiwan, China, Korea



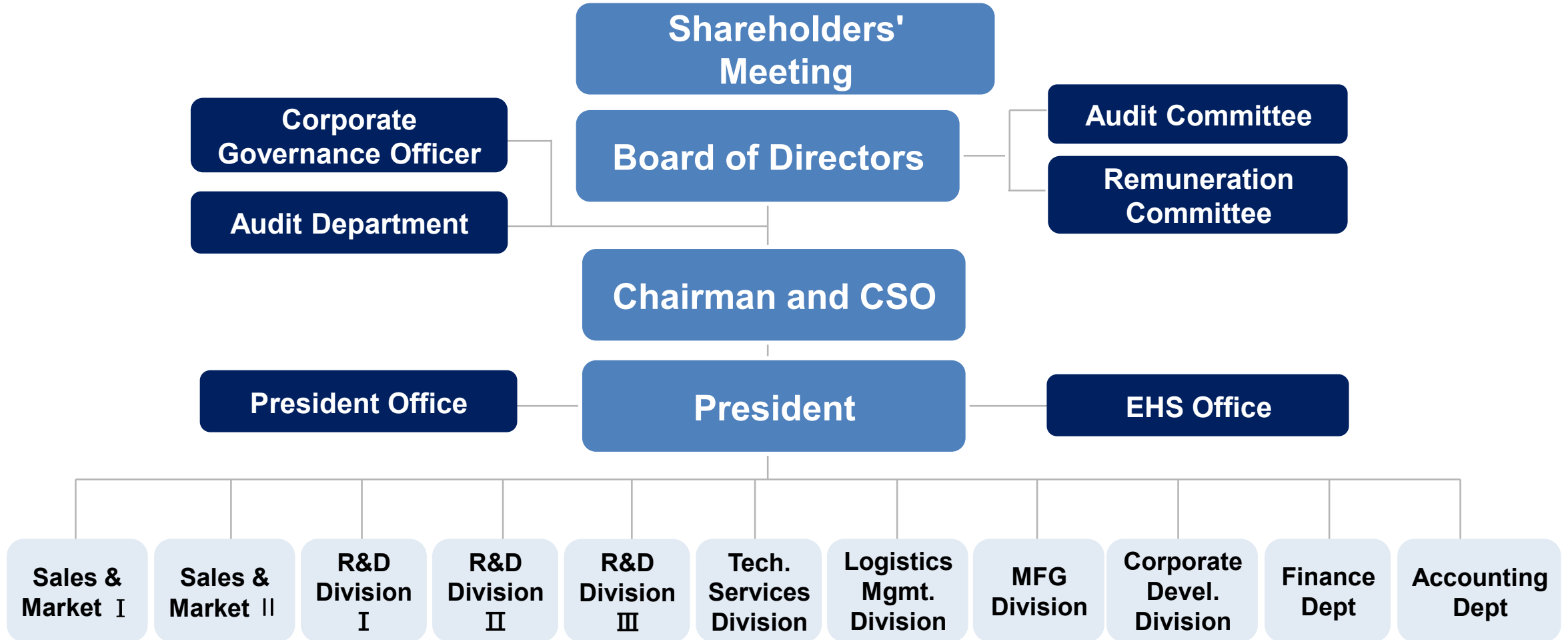
V5med Overview



Items	Contents
Established	2023
Capital	NT\$0.1Billion
Headcount	23 (as of Mar. 2026)
Business Location	Hsinchu(HQ) 、Kaohsiung
Core Products	①Lung Imagery CADe ②AI Conductor } Class II Medical Device
Regulatory Approval	Lung Imagery CADe : <u>2022/11 TFDA Approval</u> 2024H1 Product License from Thai 2024H2 Product License from Indonesia and Vietnam 2025H1 Product License from Malaysia <u>2025/03 U.S. FDA/510K Approval</u> 2027Q2 Japan PMDA Approval expected
Major Sales Regions	Taiwan 、Thai 、Indonesia 、Vietnam 、Malaysia



Company Structure



Board Member



Chairman and CSO **Lin Kun-Si**
Ph.D. University of Kentucky, USA

URECO Director
Rafael Microelectronics, Inc. Director
V5Med Inc Vice Chairman

Director and President **Huang Chien-Chung**
Ph.D. National Chiao Tung University

V5med Inc. Chairman & President,

Director **Hong Chum-Sam**
Ph.D. National Tsing Hua University

URECO Chairman & CSO

Director **Cheng Tsui-Lian**
M.S., University of Kansas

Long Win Investment Company Limited
Chairman and President

Director **Wang Yi-Min**
EMBA, National Yang Ming
Chiao Tung University

HERMES-EPITEK CORPORATION
Director,
Hermes Advanced President,

Director **Li Bo-Ning**
M.S. University of Pittsburgh

HH-CTBC Capital
Marketing Vice President,

Independent Director
Weng Ming-Jeng MBA USC

Millerful Capital Partners Limited Chairman

Independent Director
Tai Chung-Hou Master Tamkang Univ.

VENT Group, Inc Independent Director
Tong Hsing Ele. Ind., LTD Independent Director

Independent Director
Liu Shang Jyh Ph.D. A&M Univ.

Institute of Financial Law and Crime Prevention
Director

Taiwan Cooperative bank Independent Director

Independent Director
Tseng Tung-Liang BA. NCCU Taiwan

Episil-Precision Inc. Independent Director

01 | **Company Profile**

02 | **Core Technologies and
Future Development**

03 | **Product Strategy**

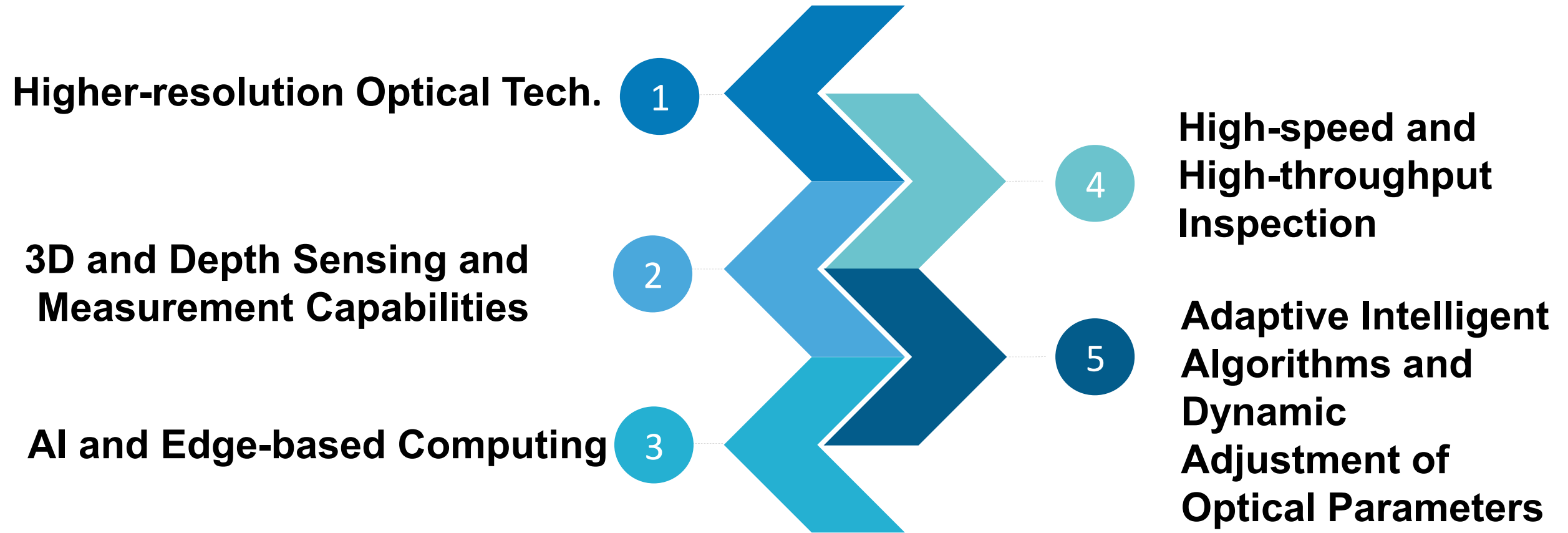
04 | **Market Strategy**

05 | **Talent Development**

06 | **Performance**

V5 Core Technologies Developed Over the Past Decade

- 1 **Algorithmic Image Processing Techniques**
- 2 **AI-based Deep Learning Image Processing Techniques**
- 3 **Integration and system development of optics, mechanics, electronics, software, and algorithms**
- 4 **Domain Knowledge in Semiconduction**

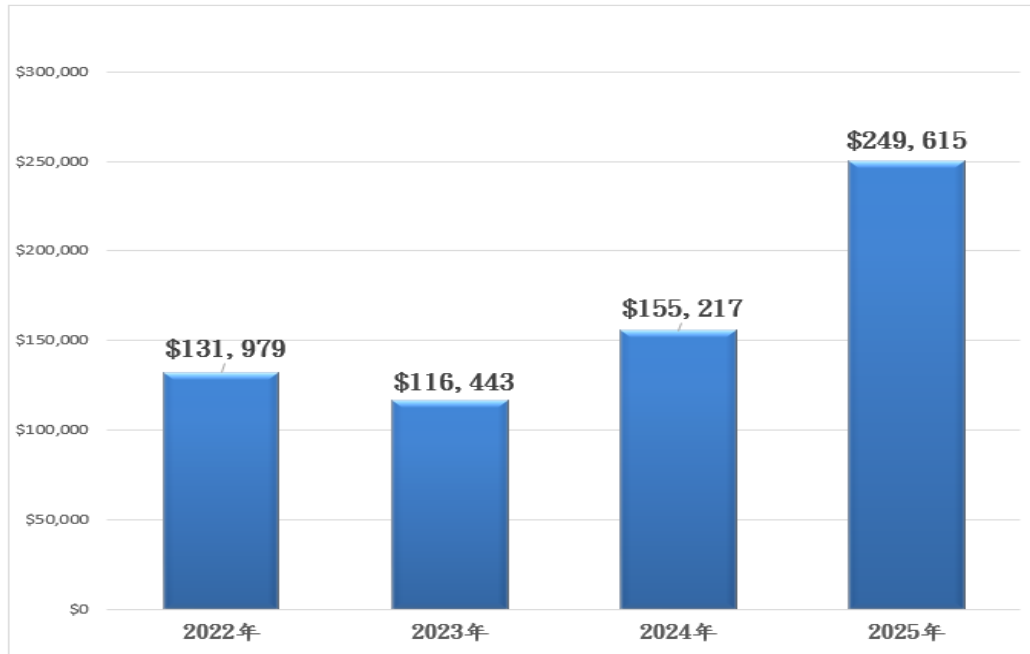


R&D Expenditures over the Past 3 Years



Unit : NT\$ thousand ; %

Items/Year	2022	2023	2024	2025
Revenue	210,645	208,534	721,100	2,075,454
RD Exp	131,979	116,443	155,217	249,615
(%)	62.65	55.84	21.53	12.03



Continuous investment in R&D over the past decade has laid a strong foundation for the company.

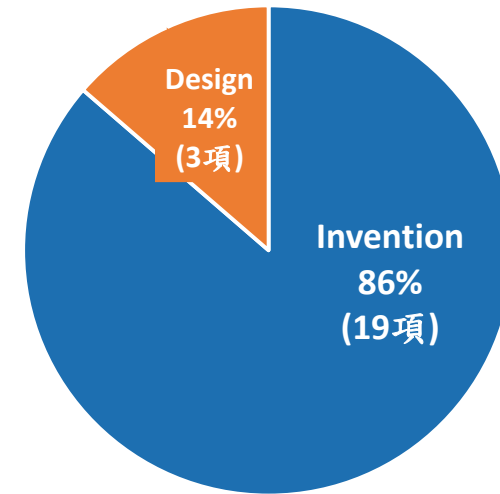
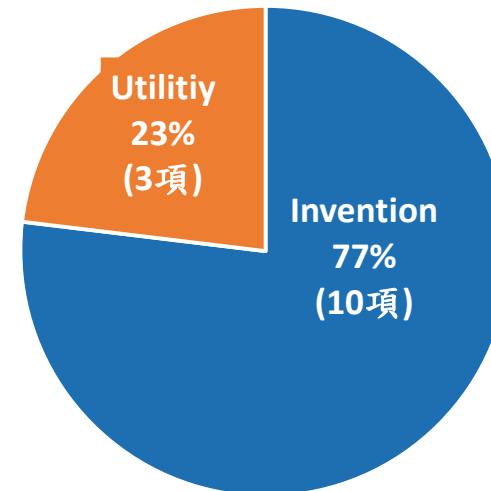
NT\$ thousand

Patent Portfolio



Granted	Invention			Utility	Design			Total
	TW	US	Japan	TW	TW	China	Japan	
V5	8	2	0	3	0	0	0	13
V5med	11	7	1	0	1	1	1	22
Sub-total	19	9	1	3	1	1	1	35
Total	29			3	3			35

V5



01 | **Company Profile**

02 | **Core Technologies and
Future Development**

03 | **Product Strategy**

04 | **Market Strategy**

05 | **Talent Development**

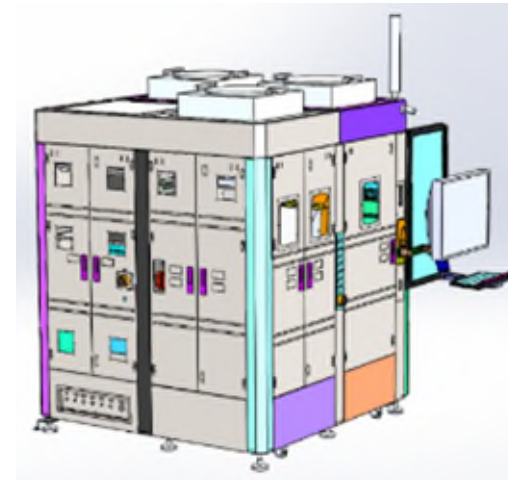
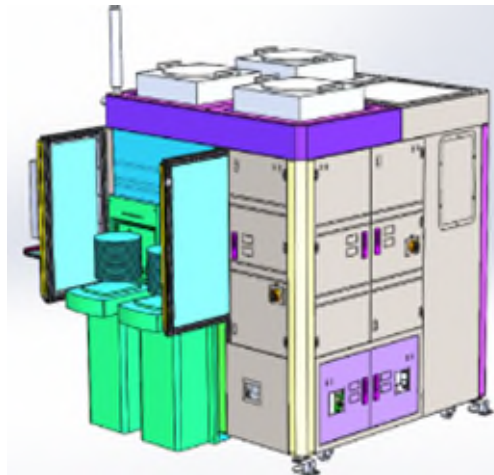
06 | **Performance**

Product 1: V5300 PRO



V5300PRO

- Class 1
- Auto Macro/Micro Inspection 、 Micro measure
- Integrated Factory Management System
- Self-developed design
- AI ADC compatible




Product 1: V5300 PRO Micro Inspection



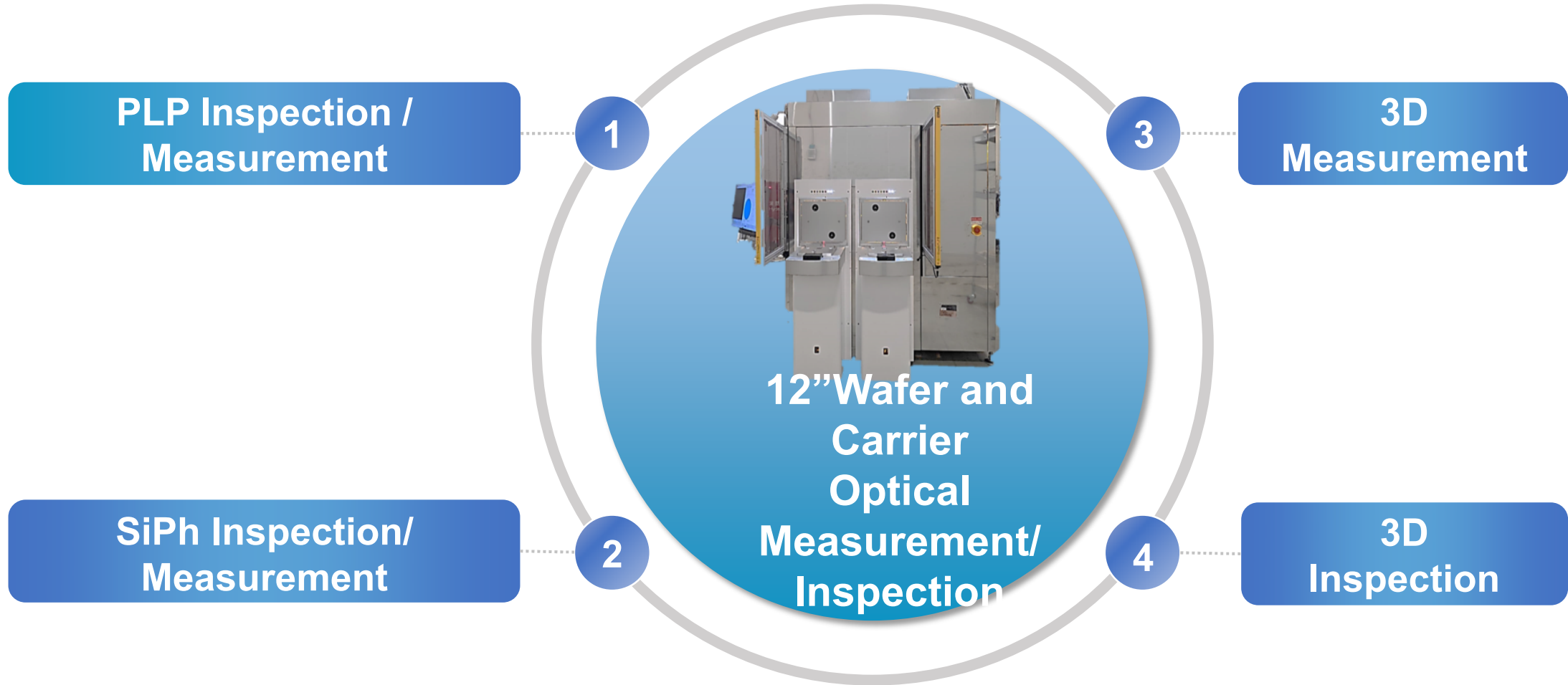
Inspection on

- Particle
- Scratch
- Residual
- Under develop
- Substrate Offset

Mag	Specs
2X	W/L 25 * 25 um Grayscale Diff 30 up
5X	W/L 10 * 10 um Grayscale Diff 30 up
10X	W/L 5 * 5 um Grayscale Diff 30 up
50X	W/L 1 * 1 um Grayscale Diff 30 up
100X	W/L 0.275 * 0.275um Grayscale Diff 30 up
150X	W/L 0.18*0.18um Grayscale Diff 30 up

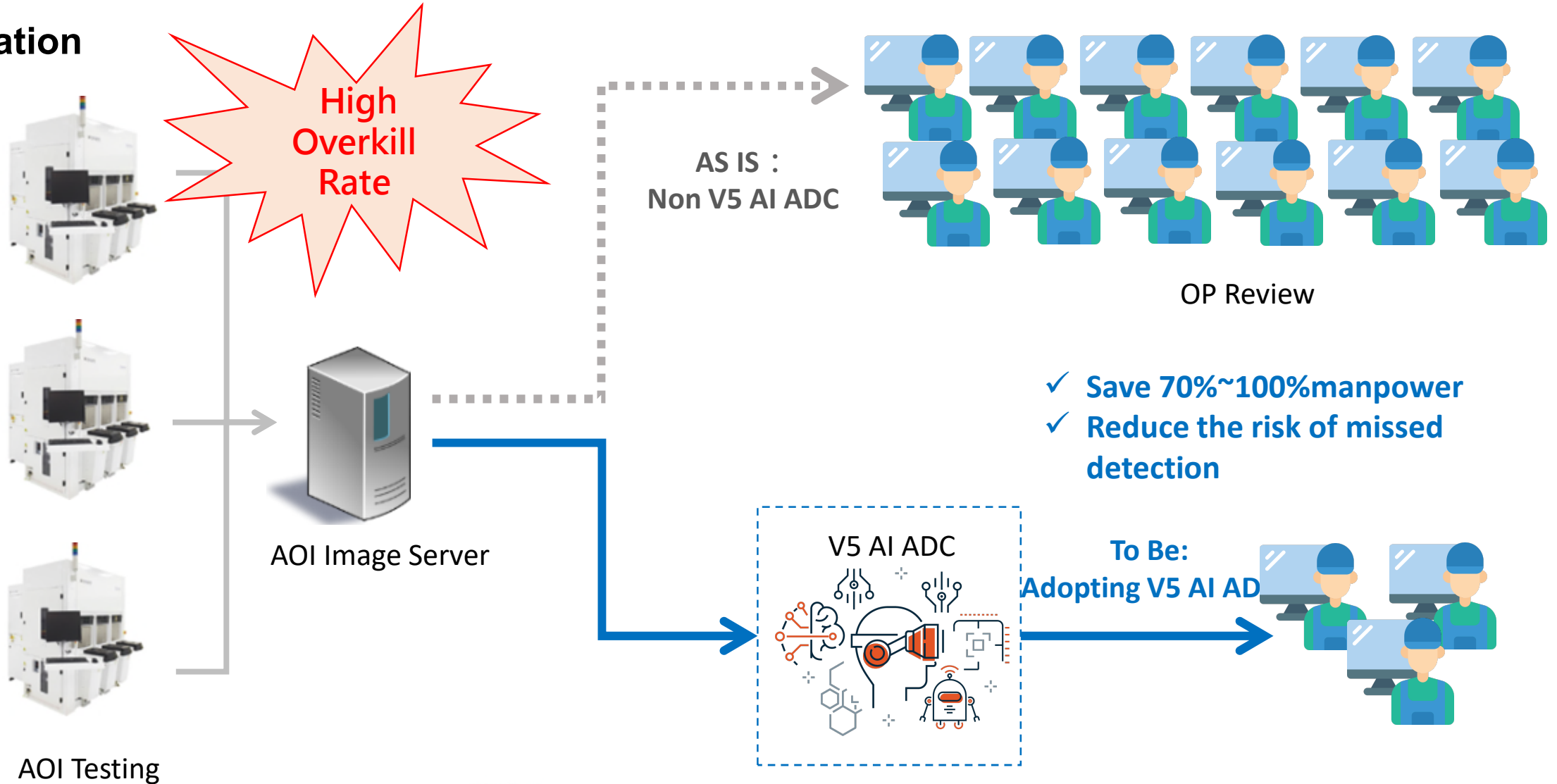


Product Roadmap for Next 3 Year

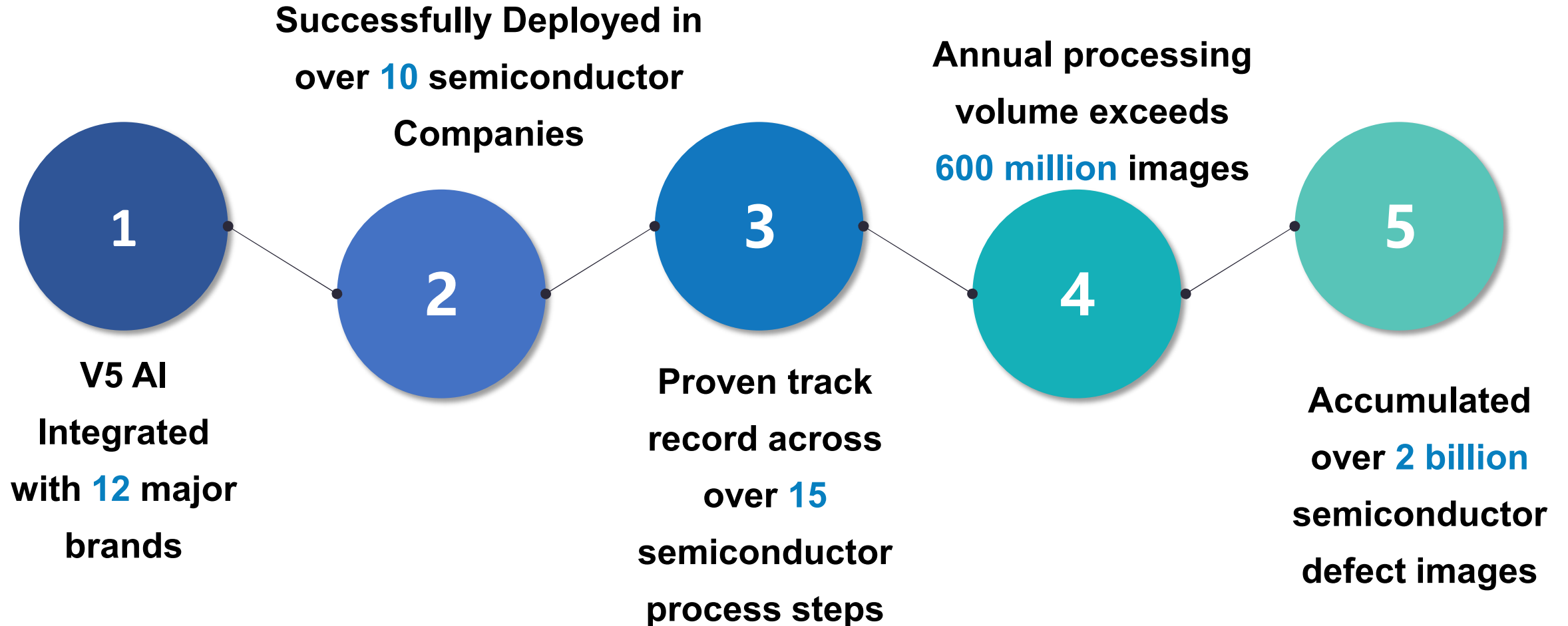


Product 2 : V5 ADC

Simulation



Product 2: V5 ADC Track Record



01 | **Company Profile**

02 | **Core Technologies and
Future Development**

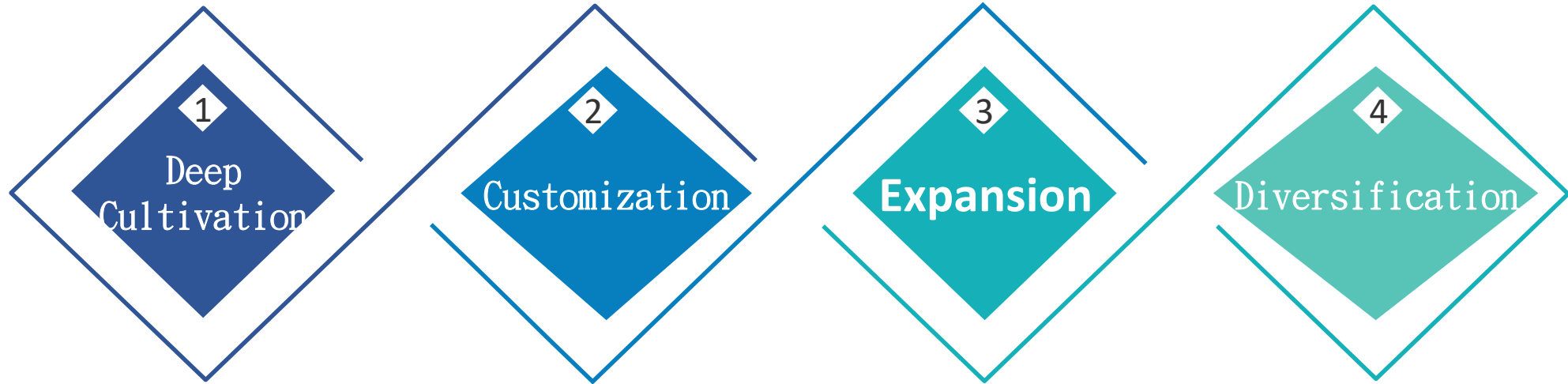
03 | **Product Strategy**

04 | **Market Strategy**

05 | **Talent Development**

06 | **Performance**

Market Development Strategy



**Meet
Customers'
Needs**

**Advance New
Technology
and Product
Development**

**Expand Product
Offerings Across
the Advanced
Packaging Value
Chain**

**Expand Product
Presence to the
Japanese and
U.S. Market**

01 | **Company Profile**

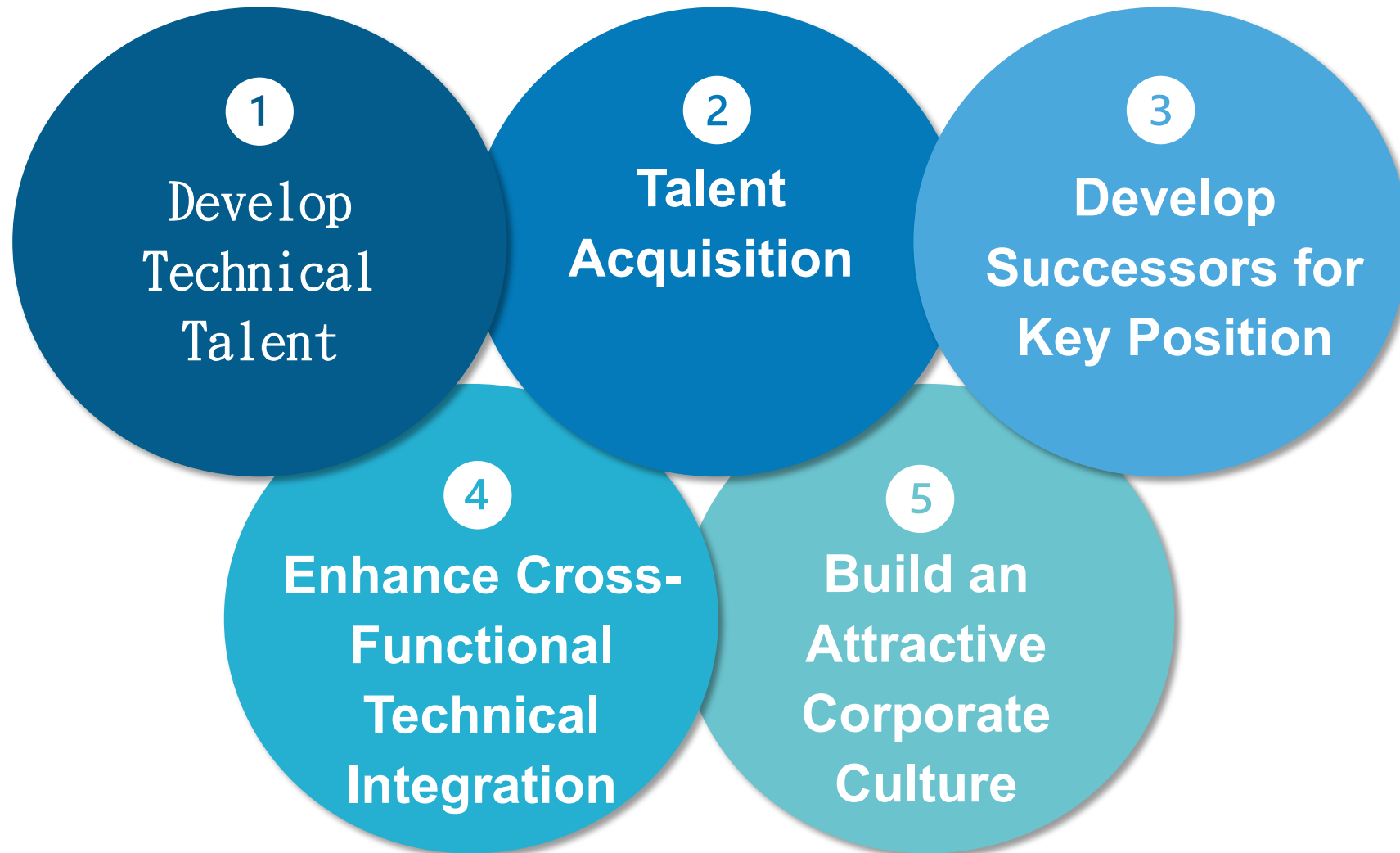
02 | **Core Technologies and
Future Development**

03 | **Product Strategy**

04 | **Market Strategy**

05 | **Talent Development**

06 | **Performance**



01 | **Company Profile**

02 | **Core Technologies and
Future Development**

03 | **Product Strategy**

04 | **Market Strategy**

05 | **Talent Development**

06 | **Performance**

Consolidated Statement of Comprehensive Income



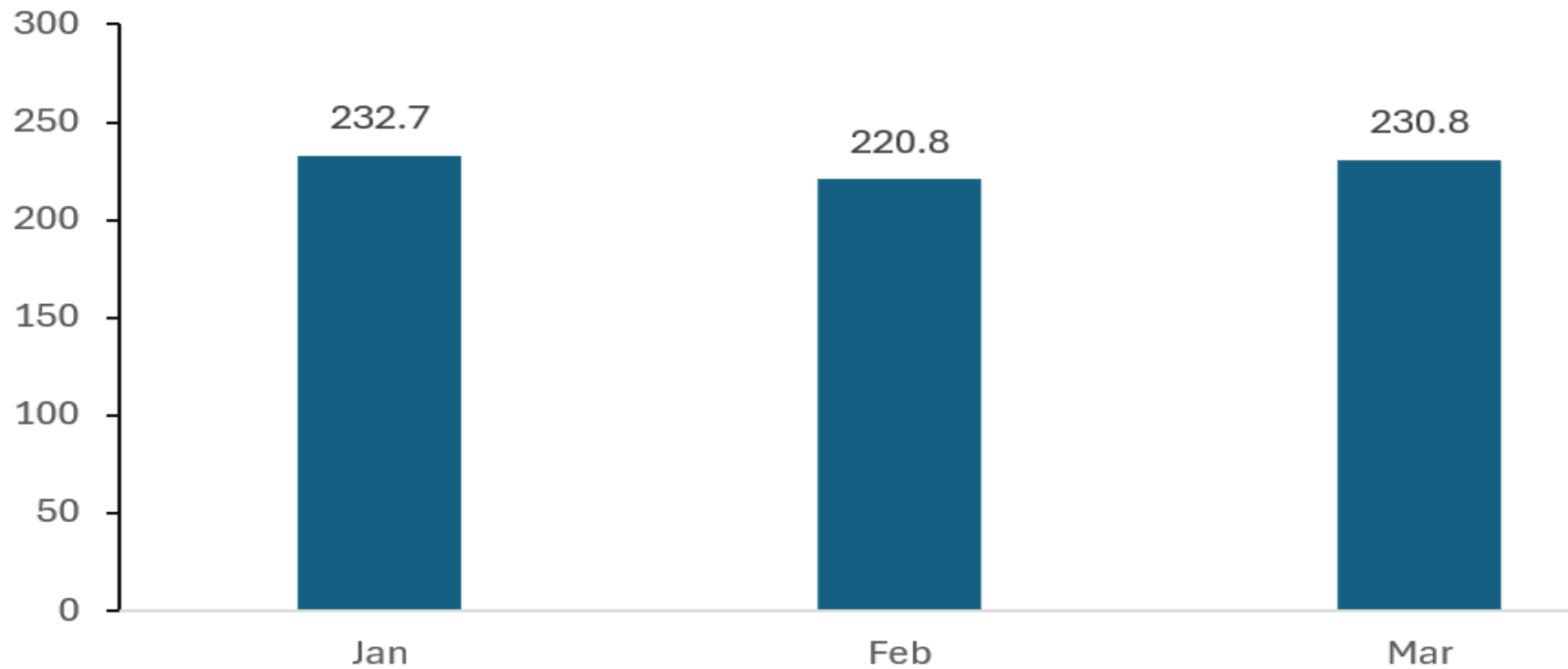
In NT\$ thousand ; %

	2022		2023		2024		2025	
	Amt	%	Amt	%	Amt	%	Amt	%
Revenue	\$ 210,645	100	\$ 208,534	100	\$ 721,100	100	\$ 2,075,454	100
COGS	68,240	32	89,416	43	293,134	41	800,515	39
Gross Margin	142,405	68	119,118	57	427,966	59	1,274,939	61
Operating Exp.	166,747	79	203,100	97	283,313	39	580,482	28
Operating Income	(24,342)	(12)	(83,982)	(40)	144,653	20	694,457	33
Non-Operating Exp	7,567	4	4,709	2	3,545	0	(4,267)	0
Income before Tax	(16,775)	(8)	(79,273)	(38)	148,198	21	690,190	33
Tax Expense	-	-	-	-	-	-	109,784	5
Income after Tax	(16,775)	(8)	(79,273)	(38)	148,198	21	580,406	28
EPS	(0.62)		(2.46)		3.84		14.04	

Consolidated Monthly Revenue



In NT\$ Million



Thank You!